

PONTINI®

Linear Shower Drain Floor Drain Grating




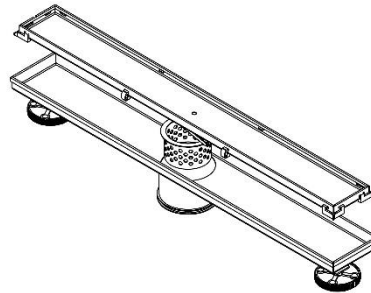
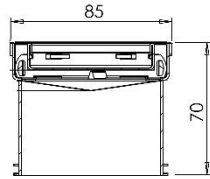
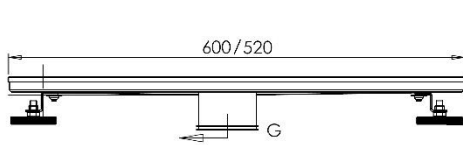
Dynamic 
Building Material Co., Ltd.

Unit B3, Block B, 19/F, Kailey Industrial Centre, 12 Fung Yip Street, Chaiwan, Hong Kong
Tel: 2838 0692 Fax: 2116 0378 Email: info@dynamichk.com

LINEAR SHOWER DRAIN

Standard length: 520mm, 600mm
Material: SS316 / SS304


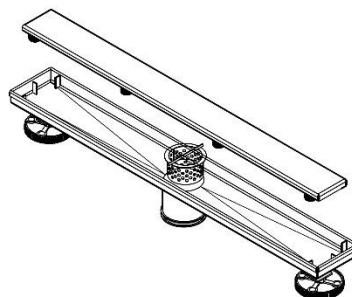
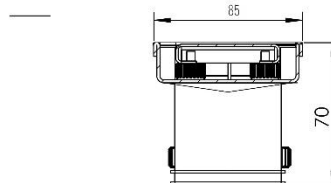
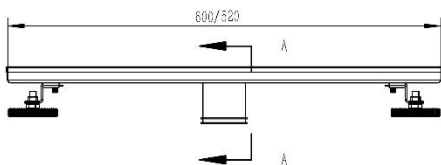
Remarks: custom length and outlet size available



LINEAR SHOWER DRAIN

Frameless design
Standard length: 520mm, 600mm
Material: SS316 / SS304

Remarks: Custom length and outlet size available


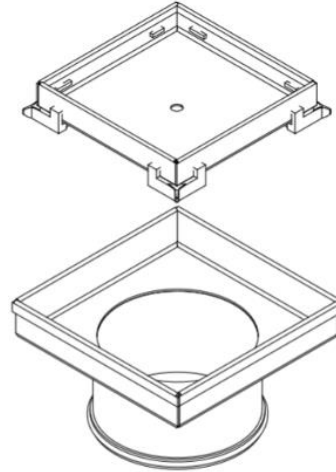
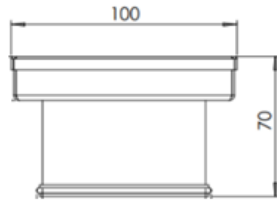
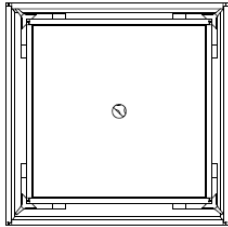
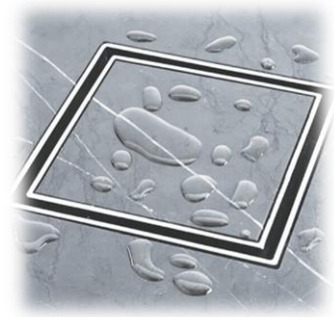


SQUARE SHOWER DRAIN

Standard length: 100mm, 120mm

Material: SS316 / SS304

Remarks: custom length and outlet size available



FLOOR / LINEAR GRATINGS

Material: SS316 / SS304

Remarks: Custom length and outlet size available

